

Transmitter MASS 6000 Ex d compact/remote

Overview



MASS 6000 is based on the latest developments within digital signal processing technology – engineered for high performance, fast flow step response, fast batching applications, high immunity against process noise, easy to install, commission and maintain.

The MASS 6000 transmitter delivers true multiparameter measurements i.e.: Mass flow, volume flow, density, temperature and fraction flow.

The MASS 6000 Ex d transmitter is manufactured in stainless steel (AISI 316L/1.4404) and able to withstand harsh installation conditions in hazardous applications within the process and chemical industry. The conservative choice of material guarantees the user a low cost of ownership and a long trouble-free lifetime.

The Ex d can be compact mounted on all sensors of type MASS 2100 DI 3 to DI 40, and can be used in remote version for all types of MASS 2100.

Benefits

- Fully stainless steel flameproof Ex d enclosure, ensuring optimum cost of ownership
- Intrinsically safe keypad and display directly programmable in hazardous area
- ATEX-approved transmitter which can be mounted in hazardous area Zone 1 or Zone 2.
- Sensor and transmitter interface intrinsically safe Ex ia IIC
- Exchange of transmitter directly in hazardous area without shut-down of process pipe line due to ia IIC sensor/transmitter interface.
- Dedicated mass flow chip with the latest ASIC technology
- Fast batching and flow step response with an update rate of true 30 Hz
- Superior noise immunity due to a patented DFT (Discrete Fourier Transformation) algorithm
- Front end resolution better than 0.35 ns improves zero point stability and enhances dynamic turn-down ratio on flow and density accuracy.
- Advanced diagnosis and service menu enhances troubleshooting and meter verification.
- Built-in batch controller with compensation and monitoring comprising 2 built-in totalizers
- Multi-parameter outputs, individual configurable for mass flow, volume flow, density, temperature or fraction flow such as BRIX or PLATO
- 1 current output, 1 frequency/pulse and 1 relay as standard output
- Current output can be selected as passive or active output

- Digital input for batch-control, remote zero adjust or forced output mode
- All outputs can be forced to preset value for simulation, verification or calibration purposes.
- User-configurable operation menu with password protection
 - 3 lines, 20 characters display in 11 languages
 - Self-explaining error handling/log in text format
 - Keypad can be used for controlling batch as start/stop/hold/reset
- SENSORPROM technology automatically configures transmitter at start-up providing:
 - Factory pre-programming with calibration data, pipe size, sensor type, output settings
 - Any values or settings changed by users are stored automatically
 - Automatically re-programming any new transmitter without loss of accuracy
 - Transmitter replacement in less than 5 minutes. True "plug & play"
- 4-wire Pt1000 temperature measurement ensures optimum accuracy on mass flow, density and fraction flow
- Fraction flow computation based on a 5th-order algorithm matching all applications
- USM II platform enables fitting of add-on bus modules without loss of functionality:
 - All modules can be fitted as true "plug & play"
 - Module and transmitter automatically configured through the SENSORPROM
- Installation of the transmitter to the sensor is simple "plug & play" via the sensor pedestal.

Application

SITRANS F C mass flowmeters are suitable for all applications within the entire process industry where there is a demand for accurate flow measurement in hazardous area. The meter can measure both liquids and gases.

The main applications for the MASS 6000 Ex d transmitter can be found in:

- Chemical process industry
- Pharmaceutical industries
- Automotive industry
- Oil and gas industry
- Power generation and utility industry

Design

The transmitter is designed in an Ex d compact stainless steel enclosure which can be compact mounted on the MASS 2100 sensor range DI 3 to DI 40, and remote mounted for the entire sensor series.

The MASS 6000 Ex d is available as standard with 1 current, 1 frequency/pulse and 1 relay output and can be fitted with add-on modules for bus communication.

- Flameproof „d“ enclosure
- Enclosure stainless steel, IP67/NEMA 6 as compact and IP65 as remote
- Supply voltage 24 V AC/DC
- MASS 6000 Ex d is ATEX approved together with all MASS 2100 sensors, but can **not** be used together with MC2 Ex versions

Flow Measurement

SITRANS F C

Transmitter MASS 6000 Ex d compact/remote

Function

The following functions are available:

- Mass flow rate, volume flow rate, density, temperature, fraction flow
- 1 current output, 1 frequency/pulse output, 1 relay output, 1 digital input
- All outputs can be individually configured with mass, volume, density etc.
- 2 built-in totalizers which can count positive, negative or net
- Low flow cut-off
- Density cut-off or empty pipe cut-off, adjustable
- Flow direction
- Error system consisting of error-log, error pending menu
- Operating time
- Uni/bidirectional flow measurement
- Limit switches with 1 or 2 limits, programmable for flow, density or temperature
- Noise filter setting for optimization of measurement performance under non-ideal application conditions
- Full batch controller
- Automatic zero adjustment menu, with zero point evaluation feed back
- Full service menu for effective and straight forward application and meter troubleshooting

Technical specifications

Measurement of	Mass flow [kg/s (lbs/min)], volume flow [l/s (gpm)], fraction [%], °Brix, density [kg/m ³ (lbs/ft ³)], temperature [°C (°F)]
Current output	Classified Ex ia, selectable as active or passive outputs. Default setting is active mode.
Current	0 ... 20 mA or 4 ... 20 mA
Load	< 350 Ω
Time constant	0 ... 99.9 s adjustable
Current characteristics	
Active mode	U _o = 24 V, I _o = 82 mA, P _o = 0.5 W, C _o = 125 nF, L _o = 2.5 mH
Passive mode (max input from external barrier)	U _i = 30 V, I _i = 100 mA, P _i = 0.75 W, C _i = 52 nF, L _i = 100 μH
Digital output	
Frequency	0 ... 10 kHz, 50 % duty cycle
Time constant	0.1 ... 30 s adjustable
Passive	6 ... 30 V DC, max. 110 mA, 1 KΩ ≤ R _{load} ≤ 10 kΩ
Output characteristics	
Active mode	Not available
Passive mode (max input from external barrier)	U _i = 30 V, I _i = 100 mA, P _i = 0.75 W, C _i = 52 nF, L _i = 100 μH
Relay	
Type	Change-over relay
Load	30 V/100 mA
Functionality	Error level, error number, limit, direction
Output characteristics	U _i = 30 V, I _i = 100 mA, P _i = 0.75 W, C _i = 0 nF, L _i = 0 mH

Digital input	11 ... 30 V DC (R _i = 13.6 kΩ)
Functionality	Start/hold/continue batch, zero point adjust, reset totalizer 1/2, force output, freeze output
Output characteristics	U _i = 30 V, I _i = 3.45 mA, P _i = 0.10 W, C _i = 0 nF, L _i = 0 mH
Galvanic isolation	All inputs and outputs are galvanically isolated, isolation voltage 500 V.
Cut-off	
Low-flow	0 ... 9.9 % of maximum flow
Empty pipe	Detection of empty sensor
Density	0 ... 2.9 g/cm ³
Totalizer	Two eight-digit counters for forward, net or reverse flow
Display	<ul style="list-style-type: none"> • Background illumination with alphanumerical text, 3 × 20 characters to indicate flow rate, totalized values, settings and faults. Time constant as current output • Reverse flow indicated by negative sign
Zero point adjustment	Via keypad or remote via digital input
Ambient temperature	
Operation	-20 ... +50 °C (-4 ... +122 °F)
Storage	-40 ... +70 °C (-40 ... +158 °F) (Humidity max. 95 %)
Communication	Add-on modules: HART, PROFIBUS PA, FOUNDATION Fieldbus H1
HART	
Active mode	U _o = 6.88 V, I _o = 330 mA, P _o = 0.57 W, C _o = 20 nF, L _o = 100 μH
Passive mode (max input from external barrier)	U _i = 10 V, I _i = 200 mA, P _i = 0.5 W, C _i = 0 nF, L _i = 0 μH
PROFIBUS PA	
Active mode	Not available
Passive mode	U _i = 17.5 V, I _i = 380 mA, P _i = 5.32 W, C _i = 5 nF, L _i = 10 μH
FOUNDATION Fieldbus H1	
Active mode	Not available
Passive mode	U _i = 17.5 V, I _i = 380 mA
Enclosure	
Material	Stainless steel A AISI 316/1.4435
Rating	<ul style="list-style-type: none"> • Compact mounted on sensor: IP67/NEMA 4X • Remote mounted: IP65
Load	18 ... 1000 Hz random, 1.14 G rms, in all directions, to IEC 68-2-36, Curve E

Flow Measurement

SITRANS F C

Transmitter MASS 6000 Ex d compact/remote

Supply voltage	
24 V AC	
• Range	20 ... 30 V AC
• Power consumption	6 VA $I_N = 250$ mA, $I_{ST} = 2$ A (30 ms)
• Power supply	The power supply shall be from a safety isolating transformer. Maximal cable core is 1.5 mm ²
24 V DC	
• Range	18 ... 30 V DC
• Power consumption	6 VA $I_N = 250$ mA, $I_{ST} = 2$ A (30 ms)
• Power supply	The power supply shall be from a safety isolating transformer. Maximal cable core is 1.5 mm ² .
EMC performance	
Emission	EN/IEC 61000-6-4 (Industry)
Immunity	EN/IEC 61000-6-2 (Industry)
NAMUR	
	Within the value limits according to "Allgemeine Anforderung" with error criteria A in accordance with NE 21
Ex approval	
	Ex de [ia/ib] IIC T6, DEMKO 03 ATEX 135253X
Temperature class:	Process liquid temperature:
• T6	• T < 85 °C (185 °F)
• T5	• 85 °C < T < 100 °C (185 °F < T < 212 °F)
• T4	• 100 °C < T < 135 °C (212 °F < T < 275 °F)
• T3	• 135 °C < T < 180 °C (275 °F < T < 356 °F)

Selection and Ordering data

SITRANS F C MASS 6000 transmitter
Transmitter Ex d for remote mounting inclusive of wall mounting kit

Enclosure
Ex d SS with 5 m (16.5 ft) cable
Ex d SS with 10 m (32.8 ft) cable
Ex d SS with 25 m (82.0 ft) cable

Output configuration
1 current, 1 frequency, 1 relay

Supply voltage
24V AC/DC

Ex approvals
ATEX

Display/Keypad
With display

Serial communication
No communication
HART
PROFIBUS PA Profile 3
FOUNDATION Fieldbus H1

Cable gland
M20

Order No.

7ME4110-

2 - - - - - A

G
H
J

A

2

1

1

A
B
F
J

1

Operating instructions for SITRANS F C MASS 6000 Ex d

Description	Order No.
• English	A5E02944883

This device is shipped with a Quick Start guide and a CD containing further SITRANS F literature.

All literature is also available for free at:
<http://www.siemens.com/flowdocumentation>

Note:

Only communication modules with Ex approvals are allowed.

3

Flow Measurement

SITRANS F C

Transmitter MASS 6000 Ex d compact/remote

Selection and Ordering data

Accessories

Add-on module for remote and compact MASS 6000 Ex d

Description	Order No.
HART (Ex-i)	FDK:085U0226
PROFIBUS PA Profile 3 (Ex-i)	FDK:085U0236
FOUNDATION Fieldbus H1 (Ex-i)	A5E02054250



Operating instructions for SITRANS F add-on modules

Description	Order No.
HART	
• English	A5E03089708
PROFIBUS PA/DP	
• English	A5E00726137
• German	A5E01026429
FOUNDATION Fieldbus	
• English	A5E02318728
• German	A5E02488856
• Spanish	A5E02512177
• French	A5E02512169

This device is shipped with a Quick Start guide and a CD containing further SITRANS F C literature.

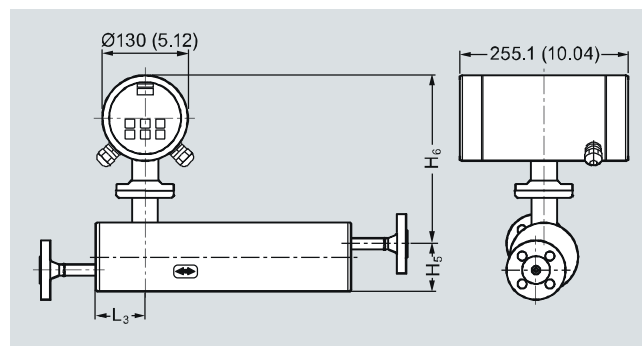
Spare parts for MASS 6000 Ex d

Description	Order No.
Wall mounting kit for remote Ex d inclusive of sensor cable of	
• 5 m	FDK:083H0231
• 10 m	FDK:083H0232
• 25 m	FDK:083H0233
Transmitter insert (PCBA)	FDK:083H3061
Front lid in stainless steel including plastic lens	FDK:085U2373
Screws and washers between pedestal and sensor (4 pcs.), seal (1 pc.)	FDK:085U2374
Display and keypad	FDK:083H0235



Dimensional drawings

MASS 6000 Ex d compact version



Dimensions in mm (inch)

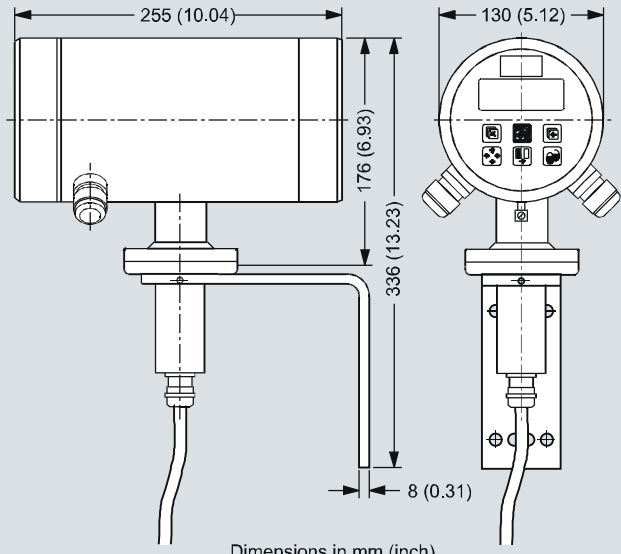
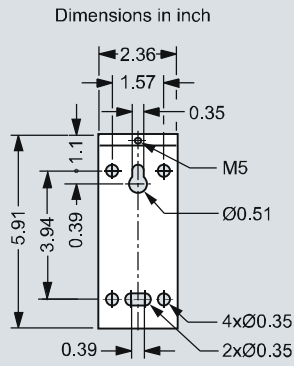
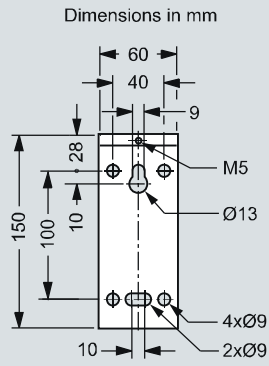
Sensor size [Di (inch)]	L ₃ [mm (inch)]	H ₅ [mm (inch)]	H ₆ [mm (inch)]	H ₅ + H ₆ [mm (inch)]
3 (1/8)	75 (2.95)	82 (3.23)	247 (9.72)	329 (12.95)
6 (1/4)	62 (2.44)	72 (2.83)	257 (10.12)	329 (12.95)
15 (1/2)	75 (2.95)	87 (3.43)	267 (10.51)	354 (13.94)
25 (1)	75 (2.95)	173 (6.81)	271 (10.67)	444 (17.48)
40 (1 1/2)	75 (2.95)	227 (8.94)	271 (10.67)	498 (19.61)

Flow Measurement SITRANS F C

Transmitter MASS 6000 Ex d compact/remote

MASS 6000 Ex d remote version

Weight: 3 kg (6.6 lbs)



3

Flow Measurement SITRANS F C

Transmitter MASS 6000 Ex d compact/remote

Schematics

Electrical connection compact or remote

3

